



LISTEN – Educational Activities to Accompany WALLFLOWERS by Composer Cristina Spinei

Glossary

Wallpaper:

noun - paper or other material, usually with printed decorative patterns in color, for pasting on and covering the walls or ceilings of rooms, hallways, etc.

verb - the act of putting wallpaper on a wall, ceiling, etc.

Score:

Noun

- a written or printed piece of music on staves.
- the music itself.

verb - to write out into the performable musical format.

Pattern:

noun - an artistic, musical, literary, or mechanical design or form.

Wallflower: a shy or reserved person who remains on the sidelines of a social activity.

Extended Techniques:

The use of non-traditional methods to play an instrument to obtain unusual sounds or timbres.

Create and Make

Design your own wallpaper – Wallpaper is made of patterns that repeat and are assembled together to decorate a space. Music scores also have repeating patterns and motifs.

Dig Deeper

Compositional Process - Each composer is unique and has their own process and inspirations. Carl Larson, Violist, says that a benefit of performing a piece by a living composer is that you can ask them about their composition and inspirations.

Listen

Listen and See - Discover the source of inspiration for the music by following the composition process in reverse.


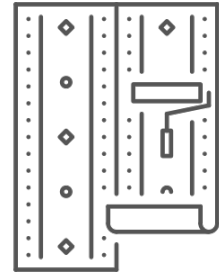
Create and Make

Wallpaper, the printed paper or other material used to decorate a wall or ceiling is usually created in rolls of paper that are about 2 feet wide and 30 feet long.

The wallpaper is pasted to the wall in strips from the rolls and the design is created so multiple strips pasted next to one another on the wall have a repeating pattern or design.

A wallpaper pattern is kind of like a musical score with the lines of a staff with the pattern of musical notes that create a song.

Like music, wallpaper is a form of art that comes together to create an addition to a space or experience.



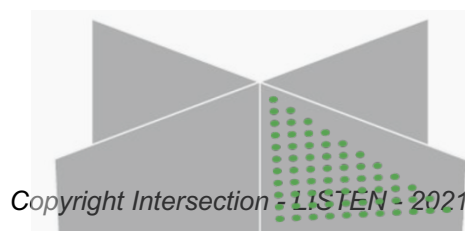
Design your own wallpaper

Create a repeating pattern that could be turned into a wallpaper.

1. Think about lines, shapes, objects, and textures that you could draw.



2. Make a plan of how you can draw shapes into a pattern that would repeat.
3. Wallpaper patterns can be made of repeating tiny dots, large animals in a jungle, or even random lines and squiggles.
4. Draw or paint your design on a regular size piece of paper.
5. Cut a piece of a cardboard into two pieces and assemble as shown in the diagram if you want some "walls" to wallpaper. (the slits fit together and create rooms)
6. Use your wallpaper creation to glue to one of the walls created by the cardboard.



Dig Deeper

The music composition process

Cristina Spinei's compositional process starts with playing on a piano, playing around to find an idea, scribbling on some scrap paper with colors with no "fixed" plan defined as the ideas for a score come to her.

FINDING INSPIRATION



- For the WALL FLOWERS piece in the SUITE, composer, Cristina Spinei's inspirations started with looking at a wallpaper with a pattern that included passionflowers.



- Cristina Spinei wanted to know more about the passionflower and learned that it is the Tennessee state flower.



- As she learned about the Tennessee state flower, Cristina Spinei was also inspired by one of the Tennessee state songs.




- Thinking about the words wallpaper and passionflower, Cristina Spinei then thought about the word, WALLFLOWER.
- Thinking about the word, WALLFLOWER, she thought about a shy person standing next to a wall not joining in with others at a party.

CREATING/COMPOSING

With all of the inspiration, Cristina Spinei started sketching and playing around to see what music would be created from these inspirations. *More of this process is explored in the LISTEN activity.*



1. Try creating a wallpaper design using the same process as a composer. *Gather supplies that you will need in addition to some paper and other art/creating supplies.*
2. Start with one thing to inspire you. Listen to some music, look at a picture, read a poem, think about what makes you happy.
3. Let yourself "compose" with just a scribble for a start.




Listen

Listen and See

(Can you discover which wallpaper pattern was the inspiration for a composition by listening to the music first?)

- Print and cut out the listening cards provided.
- Step by step, find the clues that will lead you from the music to the wallpaper pattern that inspired it.
 1. Listen to each of the five pieces. *There is a card for each of the compositions.*
 2. Look at the word descriptor cards and try to match them to the composition that you think would be described with those words.
 3. Look at the sketch cards and try to match them to the sound of the music, the words that describe it, and the sketch that would be made about it. The notes on the musical score can even help you see a pattern that could be similar to the inspired sketch.
 4. Look at the cards you have matched together for each of the five pieces and decide what wallpaper pattern is the one that was the original inspiration for the song.
 5. Did you match them right? *The compositions that match each card are written upside down on each one.*



Listen and See *some more*:

*Test if you can arrange the cards into the composition process with the inspiration first.

*Think about how the composition might have been different or the same if the steps happened in a different order.

Keep Listening and Creating



1. Listen to the music and create a wallpaper design inspired by the music's sounds, moods, rhythms that you hear and feel.
2. Create your own song or pick one to use as an inspiration for another wallpaper design.